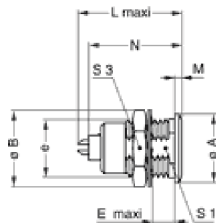


## MECHANICAL DETAILS

<b>Shell Style Model</b>	EG* : Fixed receptacle nut fixing
<b>Keying</b>	1 key (alpha=0, plug: male contacts, receptacle: female contacts)
<b>Housing Material</b>	Brass (chrome plated) shell and collet nut, nickel plated brass latch sleeve and mid pieces
<b>Cable Fixing</b>	0 - 0 mm
<b>Variant 2</b>	:

	B	L	M	N	S1	S3
Mm.	12.5	20.7	1.2	19.1	8.2	11
In.	0.49	0.81	0.05	0.75	0.32	0.43



## Available Download

 [unipole\\_multipole.pdf](#)

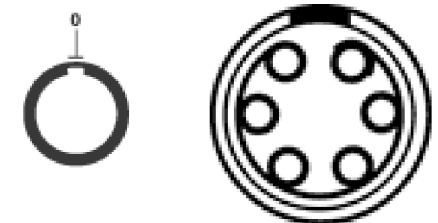
## PERFORMANCE DETAIL

<b>Insert</b>	0B.306 : 6 Low Voltage
<b>Insulator</b>	L: PEEK
<b>Specifications</b>	
<b>Contact Type:</b>	Solder
<b>Max. Matings:</b>	5000
<b>Contact Dia.:</b>	0.5 mm (0.02in)
<b>Bucket Dia.:</b>	0.45 mm (0.018in)
<b>Max. Solid</b>	0.09 mm <sup>2</sup> (AWG 28)
<b>Max. Stranded</b>	0.09 mm <sup>2</sup> (AWG 28)
<b>R (max):</b>	8.7 mOhm









## OTHER CHARACTERISTICS

<b>Endurance (Shell)</b>	Endurance (Shell):
<b>Temp (min)</b>	-55°C
<b>Temp (max)</b>	+250°C
<b>Humidity (max):</b>	<=95% [at 60 deg C /140 F]
<b>Vibration:</b>	15 g [10 Hz - 2000 Hz]
<b>Shock Resistance:</b>	100 g [ 6 ms]
<b>Salt Spray</b>	>144 hr
<b>Climatical</b>	50/175/21
<b>Shielding (min):</b>	75 dB (10 MHz)
<b>Shielding (min):</b>	40 dB (1 GHz)
<b>IP Rating</b>	50



## Related links

-  [Contact](#)
-  [Quote Request](#)
-  [Catalogs Downloads](#)
-  [Catalogs Requests](#)
-  [Sample Request](#)
-  [3D drawings](#)