


A 3/8"sq (10mm) Multiturn Cermet Trimmer

64



The Model 64 cermet trimmer from Spectrol incorporate improved design features making it one of the most advanced components of its type available in Europe. Giving maximum versatility with a choice of five pin styles and top or side adjustment. Available from 10 ohms to 2 Megohm, the Model 64 has 25 turns nominal travel and a resistance tolerance of $\pm 10\%$. Significant design features include the use of two Chevron sealing rings on the shaft, for more consistent torque and improved adjustability and flame retardant housing. A precious metal wiper significantly improves long term stability, making it particularly suitable for telecommunication applications.

ELECTRICAL

Effective Travel:

25 turns nominal

Resistance Range:

10 Ω thru 3megohms

Resistance Tolerance:

$\pm 10\%$

End Resistance:

less than 2 Ω

Temperature Coefficient of Resistance:

100 ppm/ $^{\circ}\text{C}$. 100 Ω thru 2 megohms
0 to +250 ppm/ $^{\circ}\text{C}$. below 100 Ω

Power Rating:

0.5 watts at 70 $^{\circ}\text{C}$. derated linearly to zero watts at 125 $^{\circ}\text{C}$. Maximum voltage not to exceed 300 V

Dielectric Withstanding Voltage:

1000 VAC at sea level. 250 VAC at 80,000 feet (24,400 meters)

Insulation Resistance:

1000 Meg ohms minimum

Contact Resistance Variation:

2% or 2 Ω whichever is greater

MECHANICAL

Stop:

Contact idles at stop

Operating Torque:

3mNm nominal

Weight:

0.04oz (1.13 grams) maximum

Resistance Element:

Cermet

2 Terminal Adjustability:

0.05% of RT

3-terminal Adjustment:

0.01% of applied voltage

RESISTANCE VALUES

Ohms- 10R, 20R, 50R, 100R, 200R, 500R, 1K, 2K, 5K, 10K, 20K, 25K, 50K, 100K, 200K, 250K, 500K, 1M, 2M

MARKING

Unit Identification:

Manufacturer's name and model number, resistance value and tolerance, linearity specification date code and terminal identification.

ENVIRONMENTAL

	MAX R	CHANGE Vab Vac	CHANGE		
			1	2	3
Temperature Range: -55 $^{\circ}\text{C}$ to +55 $^{\circ}\text{C}$	2%	1%	(PARA 2.3.6)	TEST NA (IEC 68-2-14)	METHOD 107
Bumps: 390 m 2 /4000	1%	-	(PARA 2.3.3)	TEST EB (IEC 68-2-29)	NO EQUIV.
Vibration: 98 m/s 2 10 to 500 Hz	1%	2%	(PARA 2.3.2)	TEST FC (IEC 68-2-6)	METHOD 204
Electrical Endurance: 1000 hour	3%*	-*	(PARA 2.5.16)		NO EQUIV.
Soldering: -	-	-	(PARA 2.3.7)	TEST TB (IEC 68-2-20)	METHOD 208
Resistance to heat:	1%	-	(PARA 2.3.7)	TEST TB (IEC 68-2-20A) METHOD 1A	METHOD 210
Damp heat steady rate: 21 days	3%	-	(PARA 2.1)	TEST C (IEC 68-2-3)	METHOD 103
Sealing: 85 $^{\circ}\text{C}$ for 1 min	-	-	AS IEC	TEST QC (IEC 68-2-17)	METHOD 112
Mechanical Life: 200 cycles	3%	-		METHOD 2	
Terminal strength: 2.2lbs (1kg)	min				

* Better than 2% changes of wiper resistance with respect to element is achievable with the precious metal wiper

Related documents:

1 Per CECC 41100

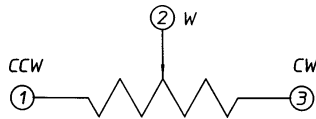
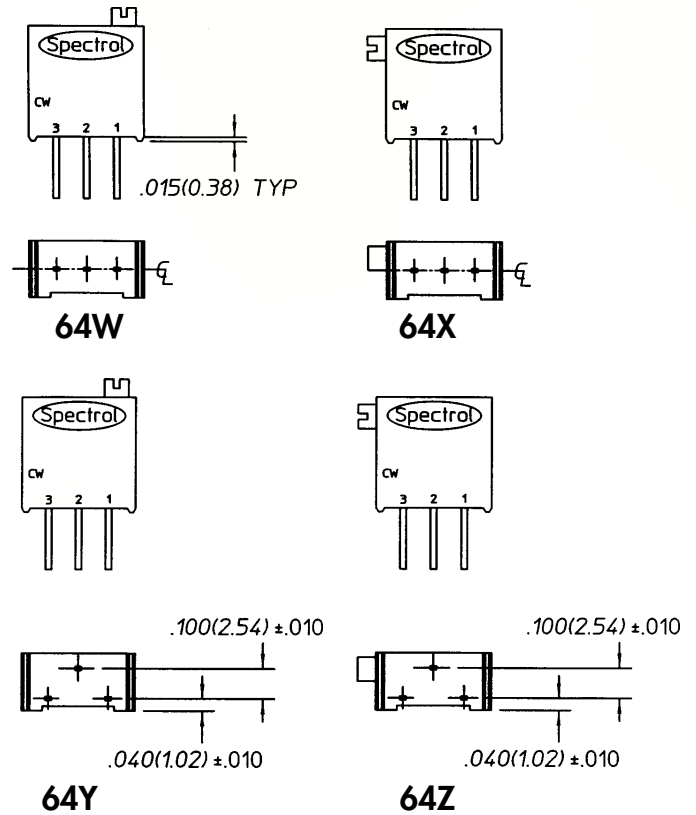
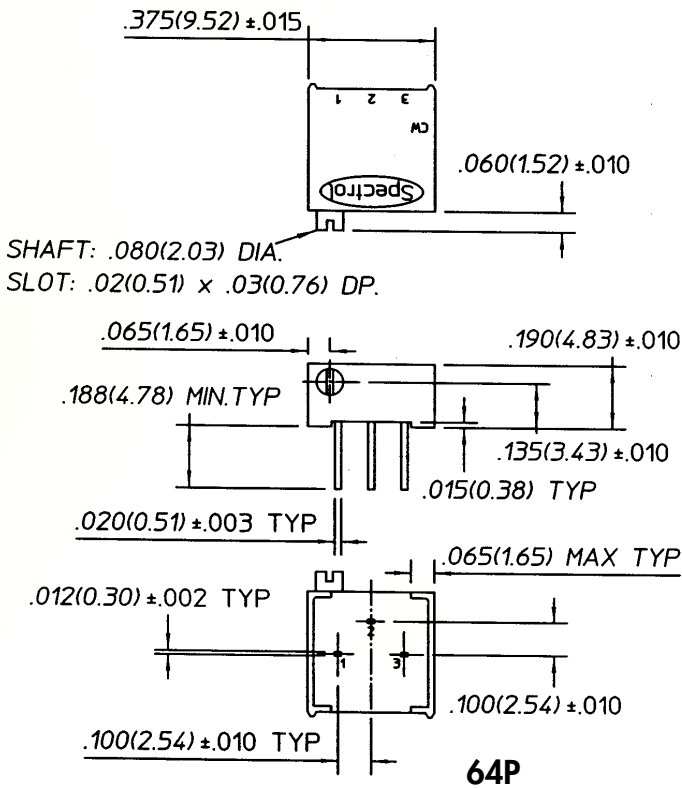
2 Per IEC 68.1 Part 1

3 Per MIL 202F

Model 64

A 3/8"sq (10mm) Multiturn Cermet Trimmer **64**

DIMENSIONS



TOLERANCES: $\pm .015$ (0.38) except where noted.
Dimensions; in/(mm).

ORDERING INFORMATION

64

Model
Number

P

Terminal
Style P, W, X
Y or Z

XXX

Resistance Value
EIA Code

Standard Resistance	
Res. Ohms	Res. Code
10	100
20	200
50	500
100	101
200	201
500	501
1000*	102*
2000*	202*
5000*	502*
10000*	103*
20000*	203*
25000	253
50000	503
100000	104
200000	204
250000	254
500000	504
1000000	105
2000000	205

*Preferred Range



ISO 9001



Spectrol Electronics Limited

Garrard Way, Swindon, Wiltshire, SN3 3HY, England

Tel: +44 (0) 1793 521351 Fax: +44 (0) 1793 539255 Sales Fax: +44 (0) 1793 525163

E-mail: sales@spectrol.co.uk Web: www.spectrol.co.uk