

## 500mW, High Speed Switching Diode

### FEATURES

- Low power loss, high efficiency
- Ideal for automated placement
- High surge current capability
- Compliant to RoHS directive 2011/65/EU and in accordance to WEEE 2002/96/EC
- Halogen-free according to IEC 61249-2-21


### APPLICATIONS

- Switching mode power supply (SMPS)

KEY PARAMETERS		
PARAMETER	VALUE	UNIT
$I_{F(AV)}$	150	mA
$V_{RRM}$	100	V
$I_{FSM}$	2	A
$V_F$ at $I_F=100mA$	1	V
$T_{J\ MAX}$	150	°C
Package	DO-35	
Configuration	Singal dice	

### MECHANICAL DATA

- Case: DO-35
- Packing code with suffix "G" means green compound (halogen-free)
- Terminal: Matte tin plated leads, solderable per J-STD-002
- Polarity: Indicated by cathode band
- Weight:  $109 \pm 4$  mg (approximately)



ABSOLUTE MAXIMUM RATINGS ( $T_A = 25^\circ\text{C}$ unless otherwise noted)			
PARAMETER	SYMBOL	PART NUMBER	UNIT
Power dissipation	$P_D$	500	mW
Repetitive peak reverse voltage	$V_{RRM}$	100	V
Repetitive peak forward current Pluse width = 1 $\mu$ s, Square wave	$I_{FSM}$	2	A
Non-Repetitive peak forward current	$I_{FRM}$	450	mA
Forward current	$I_{F(AV)}$	150	mA
Junction temperature range	$T_J$	-65 to +150	°C
Storage temperature range	$T_{STG}$	-65 to +150	°C

THERMAL PERFORMANCE			
PARAMETER	SYMBOL	LIMIT	UNIT
Junction-to-ambient thermal resistance	$R_{\theta JA}$	240	°C/W

<b>ELECTRICAL SPECIFICATIONS</b> ( $T_A = 25^\circ\text{C}$ unless otherwise noted)						
PARAMETER	CONDITIONS		SYMBOL	MIN	MAX	UNIT
Forward voltage per diode <sup>(1)</sup>	1N4448,1N914B	$I_F = 5\text{ mA}$ , $T_J = 25^\circ\text{C}$	$V_F$	0.62	0.72	V
	1N4148	$I_F = 10\text{ mA}$ , $T_J = 25^\circ\text{C}$		-	1.00	
	1N4448,1N914B	$I_F = 100\text{ mA}$ , $T_J = 25^\circ\text{C}$		-	1.00	
Reverse voltage	$I_R = 100\ \mu\text{A}$ , $T_J = 25^\circ\text{C}$		$V_R$	100	-	V
	$I_R = 5\ \mu\text{A}$ , $T_J = 25^\circ\text{C}$			75	-	
Reverse current @ rated $V_R$ per diode <sup>(2)</sup>	$V_R = 20\text{ V}$ , $T_J = 25^\circ\text{C}$		$I_R$	-	25	nA
	$V_R = 75\text{ V}$ , $T_J = 25^\circ\text{C}$			-	5	$\mu\text{A}$
Junction capacitance	1 MHz, $V_R = 0\text{V}$		$C_J$	-	4	pF
Reverse recovery time	$I_F = 10\text{ mA}$ , $V_R = 6\text{V}$ , $R_L = 100\ \Omega$ , $I_{RR} = 1\text{ mA}$		$T_{rr}$	-	4	ns

**Notes:**

1. Pulse test with  $PW = 0.3\text{ ms}$
2. Pulse test with  $PW = 30\text{ ms}$

<b>ORDERING INFORMATION</b>				
PART NO.	PACKING CODE	PACKING CODE SUFFIX(*)	PACKAGE	PACKING
1Nxxxx (Note 1&2)	R0	G	DO-35	10K / 14" Reel
	A0			5K / Box(Ammo)

**Notes:**

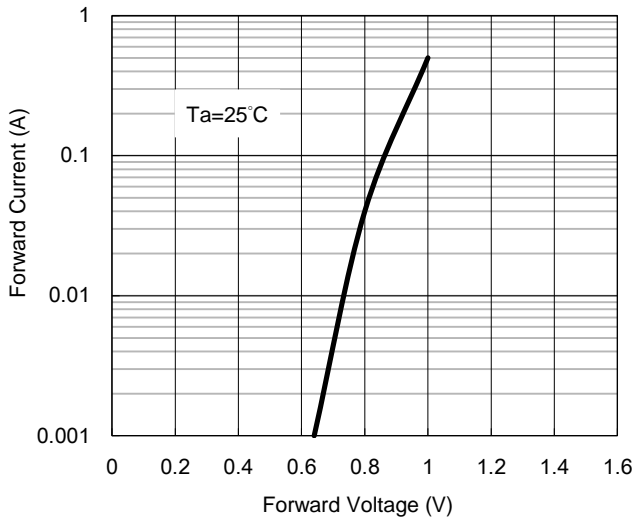
1. "xxxx" is device code from 4148 to 914B
- \*: optional available

<b>EXAMPLE</b>				
EXAMPLE P/N	PART NO.	PACKING CODE	PACKING CODE SUFFIX	DESCRIPTION
1N4148 R0G	1N4148	R0	G	Green compound

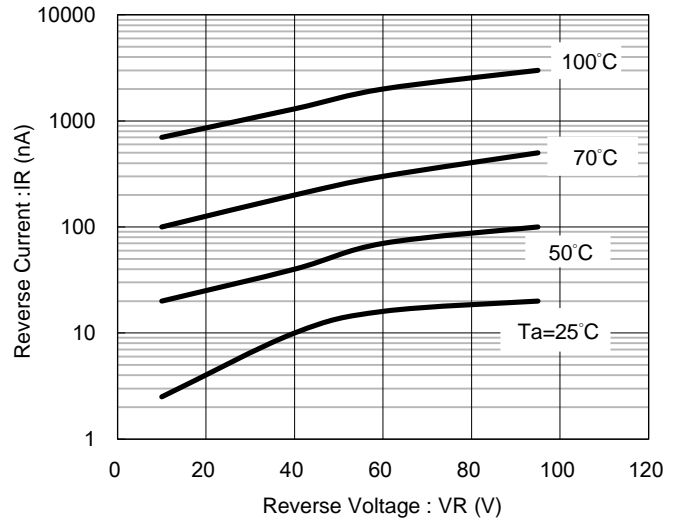
**CHARACTERISTICS CURVES**

( $T_A = 25^\circ\text{C}$  unless otherwise noted)

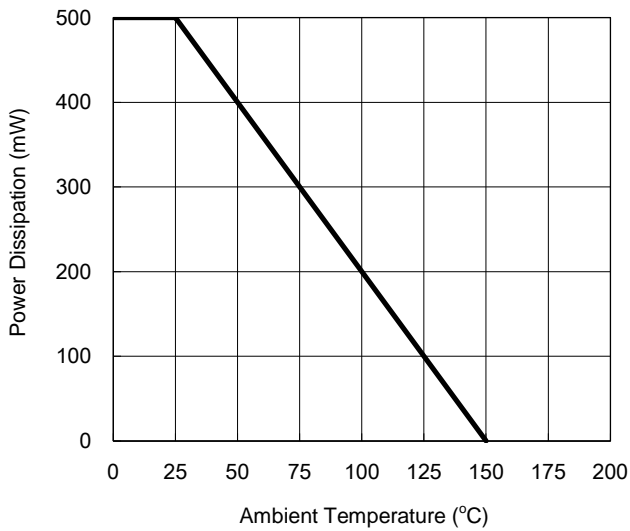
**Fig.1 Typical Forward Characteristics**



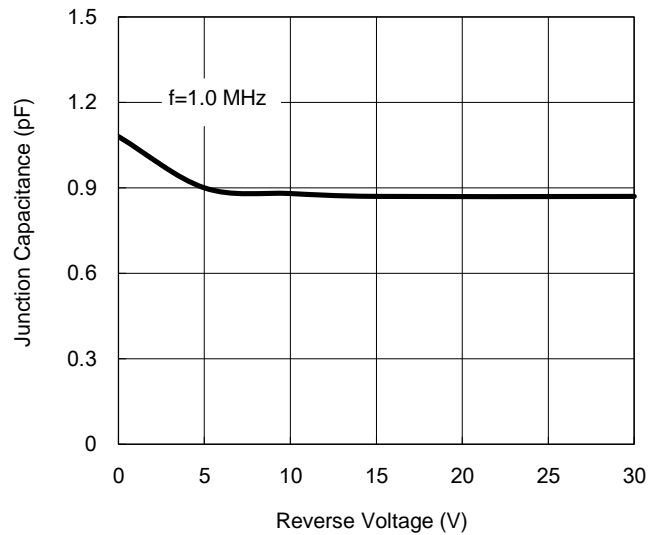
**Fig. 2 Reverse Current VS. Reverse Voltage**



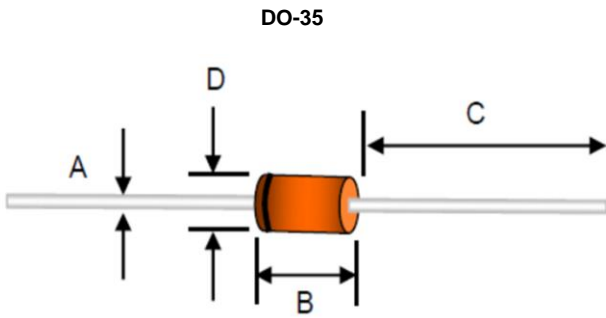
**Fig.3 Admissible Power Dissipation Curve**



**Fig.4 Typical Junction Capacitance**



**PACKAGE OUTLINE DIMENSION**



DIM.	Unit(mm)		Unit(inch)	
	Min	Max	Min	Max
A	0.34	0.60	0.013	0.024
B	2.90	5.08	0.114	0.200
C	25.40	38.10	1.000	1.500
D	1.30	2.28	0.051	0.090

**MARKING DIAGRAM**



## Notice

Specifications of the products displayed herein are subject to change without notice. TSC or anyone on its behalf, assumes no responsibility or liability for any errors or inaccuracies.

Information contained herein is intended to provide a product description only. No license, express or implied, to any intellectual property rights is granted by this document. Except as provided in TSC's terms and conditions of sale for such products, TSC assumes no liability whatsoever, and disclaims any express or implied warranty, relating to sale and/or use of TSC products including liability or warranties relating to fitness for a particular purpose, merchantability, or infringement of any patent, copyright, or other intellectual property right.

The products shown herein are not designed for use in medical, life-saving, or life-sustaining applications. Customers using or selling these products for use in such applications do so at their own risk and agree to fully indemnify TSC for any damages resulting from such improper use or sale.