



WS2811 Magic LED Strip



Product Description

Ws2811 all lights shall adopt a three lights IC,commonly

konwn as "a drag three",IC for the WS2811,

5050RGB lamp beads lamp beads,the working voltage of 1

2V DC,12V with full-color Happy Valley,



running water/chase cahnging,metor/flash,color change/mixed mode changed,and so a variety of effects!Lights with intellgent IC chip,through full color controller or with programming,to achieve any effect you want.



Product Datasheet

Product Number	S020090CB3SF
Light Source	SMD 5050 RGB
Beam Angle	120°
LED Quantity	90 leds/m
IC Quantity	30 IC/m
IC	WS 2811
Luminance/M	R: 102 lm G: 290 lm B: 45 lm
PCB Color	White/Black
Operating Voltage	DC12V
Power (W)	18W/M
Size (mm)	L 5000* W 20 (5m/roll, Packed by anti-static bag)
IP	IP 20/IP 65
Net Weight	0.2kg/roll
Operation Temperature	- 40 ~ 50 °C

Application



Hotels ,restaurants, nights clubs, edge light

Recreational machines, playstation



Living rooms, coffee / wine bars, back lighting

TV, dancefloor background, shopping malls,

Strip IP Rate





Curve Lune

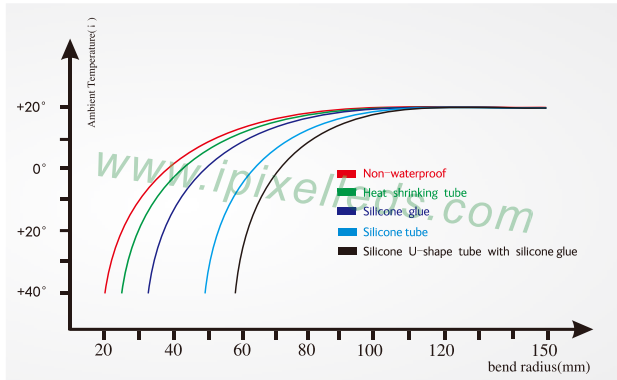
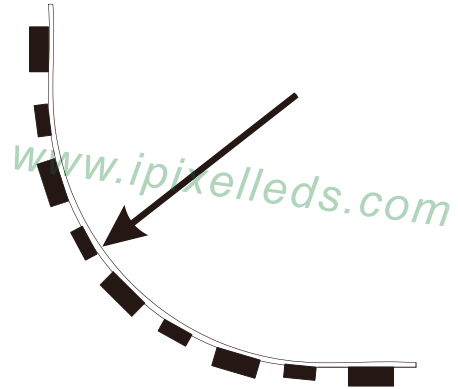
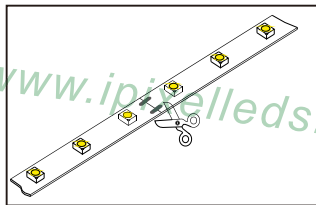


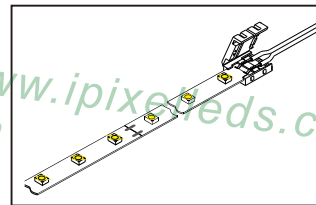
Diagram2: Bend Curve



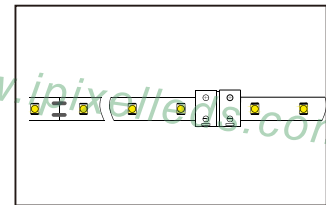
Installation



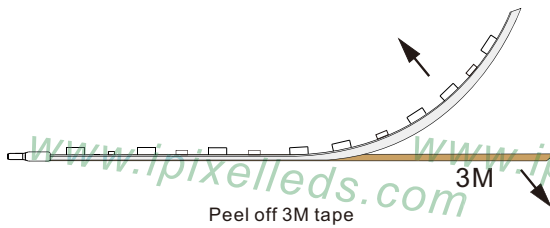
Cut in specific location




Put the PCB in the space between clip and connector, make the clips exactly aim at welding point



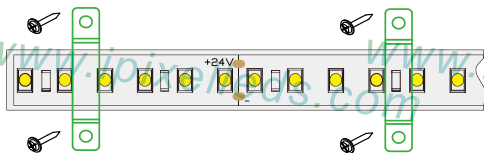
Close the cover of connector



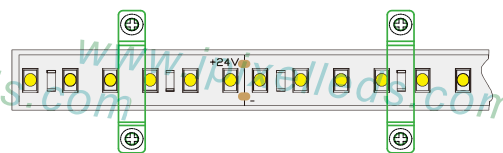
Peel off 3M tape



Stick the 3M



Install with clips



Fix with screws

Accessories (Excluded)



Screws



Silicone clip

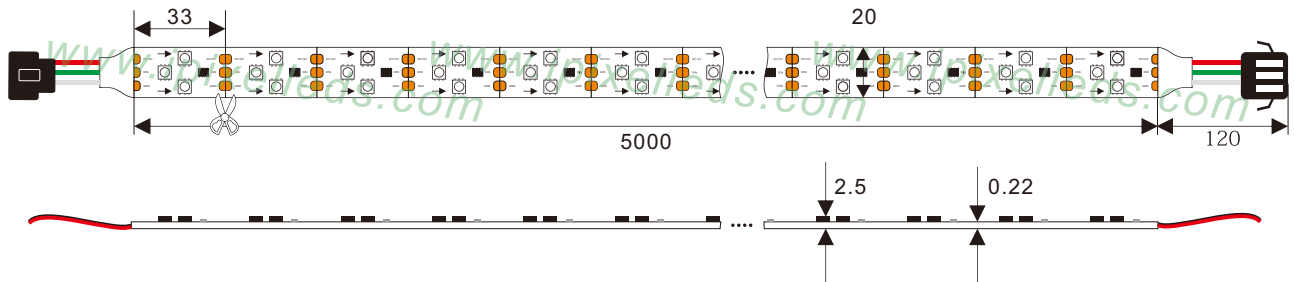


End cap

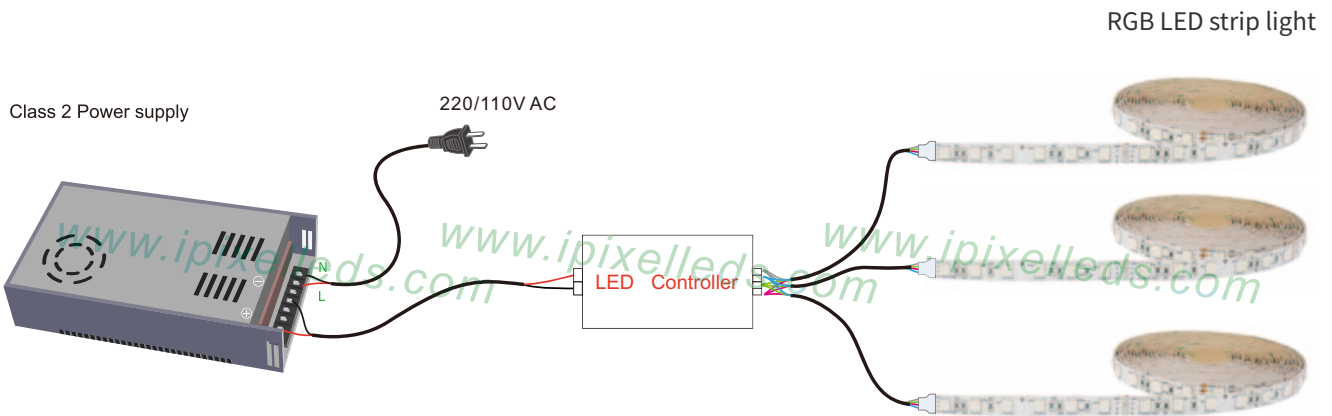


iPixel LED Light Co., Ltd

Outline Dimension (unit:mm)



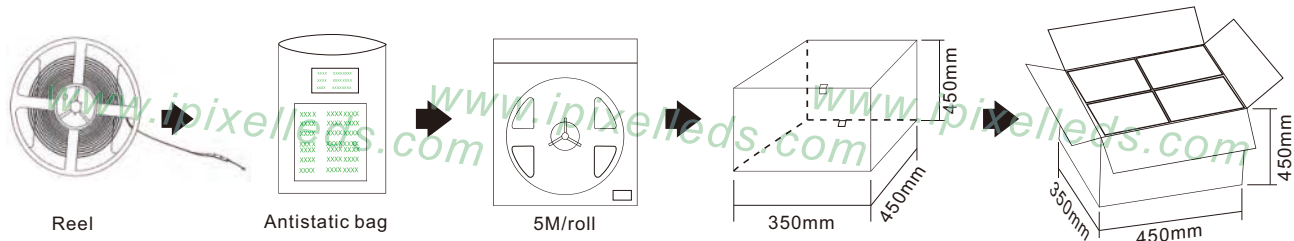
Connection



NOTES

1. Please apply different IP rate products according to different environment conditions;
2. Only install with Class 2 power unit
3. Do not install it when power is on. Before powering on, please make sure the wiring is correct;
4. Avoiding damaging the circuit or other component on the strip;
5. Avoid dragging, do not over bending during installation;
6. In order to get the best lighting effect, please do not connect overlong;
7. Please do not stare at the light for along time when it is working to protect your eyes;
8. Installation required by a qualified electrician
9. Supply cable – R/C (AVLV2/8), external use style, rated minimum 300 V, 80 °C, minimum 22 AWG

Product packaging



Product number	Standard length	Quantity / volume	outer carton size	Weight(kg)/reel
S020090CB3SF(IP20)	5M	240 Reels	L450xW350xH450mm	0.2kg
/				/
/				/
/				/
/				/
/				/