

SPECIFICATION



LIAN DUNG

ELECTRIC WIRE MATERIAL CO., LTD

聯東電線材料股份有限公司

APPROVED

台灣台中市豐原區三豐路二段 515-16 號
No.515-16, Sec.2, Sanfeng Rd., Fengyuan Dist.,
Taichung City 420, Taiwan
TEL : 886-4-25270346 FAX : 886-4-25270348
[http : //www.liandung.com.tw](http://www.liandung.com.tw)
E-mail : liandung@liandung.com.tw

客戶名稱 : (CUSTOMER NAME)

TME

客戶料號 : (CUSTOMER PART NO.)

S21-3/16/1.8WH、S21-3/16/1.8BK

PLUG : LT-202

CORD : SJT 16AWG/3C 105D WHT/BLK 1.8m

ISSUE : LD-QA-1091139

DATE : NOV-19-2020

核		審		製	鄭 妃 君
准		核		表	

I、PVC FLEXIBLE CORD

1. SCOPE :

This specification is applied to Flexible Cord in accordance with
UL Standards 62 & 817 and CSA Standards C22.2 No.49-06 & C22.2 No.21-95

2. CONSTRUCTION AND DIMENSION :

2.1 Plug: Catalogue No. LT-202 (UL/CSA TYPE) ; UL File No. E121791

Connector: NA

2.2 : Dimension of Flexible Cord

Conductor	Conductor size	16AWG X 3C
	Construction	26/0.255 or 67/0.16 No./mm
Insulation	Min. Thickness	0.69 mm
	Nominal Thickness	0.76 mm
	Color	Black, White, Green
Jacket	Min. Thickness	0.61 mm
	Nominal. Thickness	0.76 mm
	Color	Black/Wht
Overall Diameter		8.4±0.2 mm

3 SOURCE FOR FLEXIBLE CORD

- RHYTHM
- STANDARD
- WU LI
- I-SHENG

4. FLEXIBLE CORD CHARACTERISTICS :

4-1. Physical Properties :

- (1) Tensile strength of insulation as received :
Unaged : Min. Acceptable value 1500 Psi
After aging : Min. 70% of original
- (2) Elongation of insulation as received :
Unaged : Min. Acceptable value 100%
After aging : Min. 65% of original
- (3) Aging test temperature requires :
 - (a) $100\pm 1^{\circ}\text{C}$ x 168h for 60°C PVC Compound
 - (b) $136\pm 1^{\circ}\text{C}$ x 168h for 105°C PVC Compound

4-2. Heat Shock Test :

There shall be no crack on the surface of specimen after the specimen was wound to mandrell and subjected to the temperature at $121\pm 1^{\circ}\text{C}$ x 1h mandrell diameter 3.0mm.

4-3. Deformation Test :

Thickness of the specimen shall not decrease more then 50% of original value when the specimen submits to the temperature of $121\pm 1^{\circ}\text{C}$ x 1h under 400g weight load.

4-4. Low Temperature Test :

The specimen shall not show any cracks on the surface of the specimen at $-20\pm 2^{\circ}\text{C}$ x 4h.

4-5. Flame Test :

A vertical specimen shall not be flamed longer than 60s follow any of five 15 s applications of the test flame. The period between applications being (1) 15 s if the specimen ceases within 15 s or (2) the duration of the specimen flaming if the specimen flame persists longer than 15 s. The specimen shall not ignite combustible materials in its vicinity or damage more than 25% of the indicator flag during, between or after the five applications of the test flame.

4-6. Mechanical Strength Test :

The mechanical strength of the specimen shall result in no circuit or grounding conductor breaking when a force 150 lbf is applied along the longitudinal axis of the finished cord for 1 min ◦

II 、 CHARACTERISTICS OF POWER SUPPLY CORD

1. Conductor Secureness

The connection between blade terminal and conductor shall not break under a pull force of 201b (9.1kgf) for 1min.

2. Security of Blades

A 201b weight (9.1kgf) is applied for 2minutes at each blade in succession. The residual displacement shall not exceed 2.4mm after removal of weight.

3. Strain Relief

The assembly of a cord to a fitting shall be capable of withstanding a straight pull of 30 lbf (13.64kgf) applied between the fitting and cord for 1minute.

4. Security of Insulation

The insulation on each conductor of the cord is to be slitted parallel to the conductors for approx.25mm from its entry into the fitting and all strands of the conductor are to be severed at the slit portion. While the fitting is securely held, a pull of 15 lbf is to be applied for a period of 2 minutes at the free end of the cord. No detachment of the insulation from the holding means, or baring of the conductor at the entry of the fitting shall occur.

5. Electrical Continuity

No open or short circuit shall occur.

6. Dielectric Voltage-Withstand

Each cord shall be capable of withstanding without breakdown for a period of 1 minute, the application of a 60-Hz potential of 1250V between conductors.

7. Insulation Resistance

It shall not be less than 100megaohms with DC500V at 20°C .

8. Impact Resistance

When subjected to the impact test specified in UL 817,each molded-on fitting shall not crack or break to the extent that it becomes unfit for use, of live parts become exposed to unintentional contact.

9. Flame Retardant Properties

It shall comply to UL standards (VW-1) .

10. Blade Pull Test at Elevated Temperature

The plug shall be capable of withstanding a 10 lbf pull without displacing either blade from its original position in the molded body by more than 1.6mm.

11. Flexing Test

The assembly shall be capable of withstanding a minimum of 2500 cycles when subjected to the Flexing Test specified in UL 817.

12. Abrupt Pull Test

A. Cords with a Grounding Conductor-

After 25 impacts in accordance with UL 817, the grounding conductor shall not break before any of the live conductors or discontinued when carrying a current of 40A, at 6V to 12V, for 2 minutes.

B. Cords with Two conductors-

After 5 impacts in accordance with UL 817, opening of any conductors is not allowed.

13. Jacket Retention Test

There shall not be any fillers, separators, insulation, or bare conductors visible at the point where the cord enters the fitting when the above test is conducted in accordance to UL 817.

14. Contact resistance for Connector

Insert connector into standard receptacle and measure contact resistance by the voltage drop method. The result shall not be more than 20m Ohm.

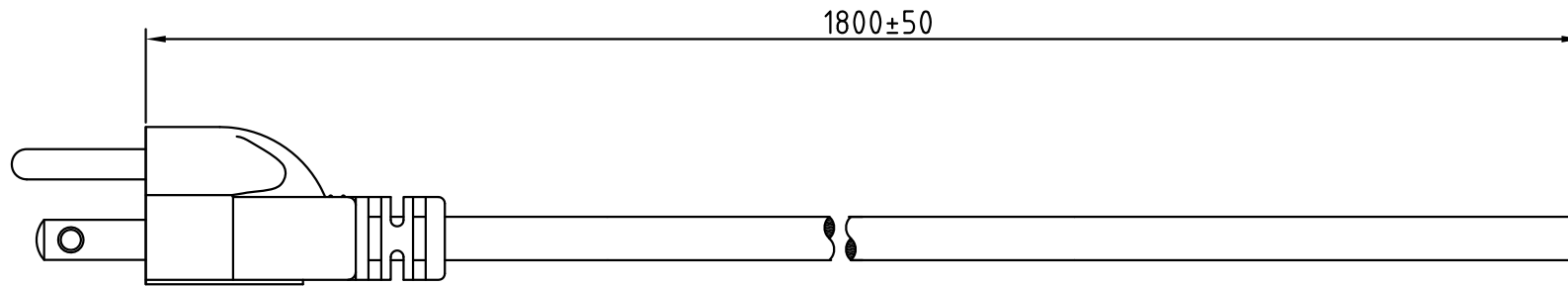
15. Fitting of Connector

I. Insertion and withdrawal force with standard gauge shall be between 10-50N.

II. Holding force on standard gauge or receptacle shall not be less than 10N.

16. Moisture Resistance

Specimens are stored at a temperature of $40 \pm 2^{\circ}\text{C}$ and humidity range of 90 to 95% for 48 hrs. Then condensed water on specimens shall be removed and specimens shall be stored at standard atmospheric conditions for 30 mins before making measurement. These specimens shall satisfy Insulation Resistance Test and Dielectric strength test.



NOTE :

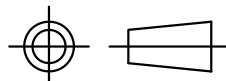
1. PLUG : LT-202 AMERICAN TYPE
2. CONNECTOR : NA
3. Strain relief : NA
4. CORD : SJT 3X16AWG 105D BK/WHT 1.8M
5. APPROVALS : UL, C-UL
6. CUSTOMER : TME
7. Supplier for flexible cord : RHYTHM, I-SHENG, STANDARD, WU LI
8. P/N : S21-3/16/1.8WH S21-3/16/1.8BK

※Customer drawing number : NA

修改履歷

6		
5		
4		
3		
2		
1	新增	20/11/18
REV.	DESCRIPTION	DATE

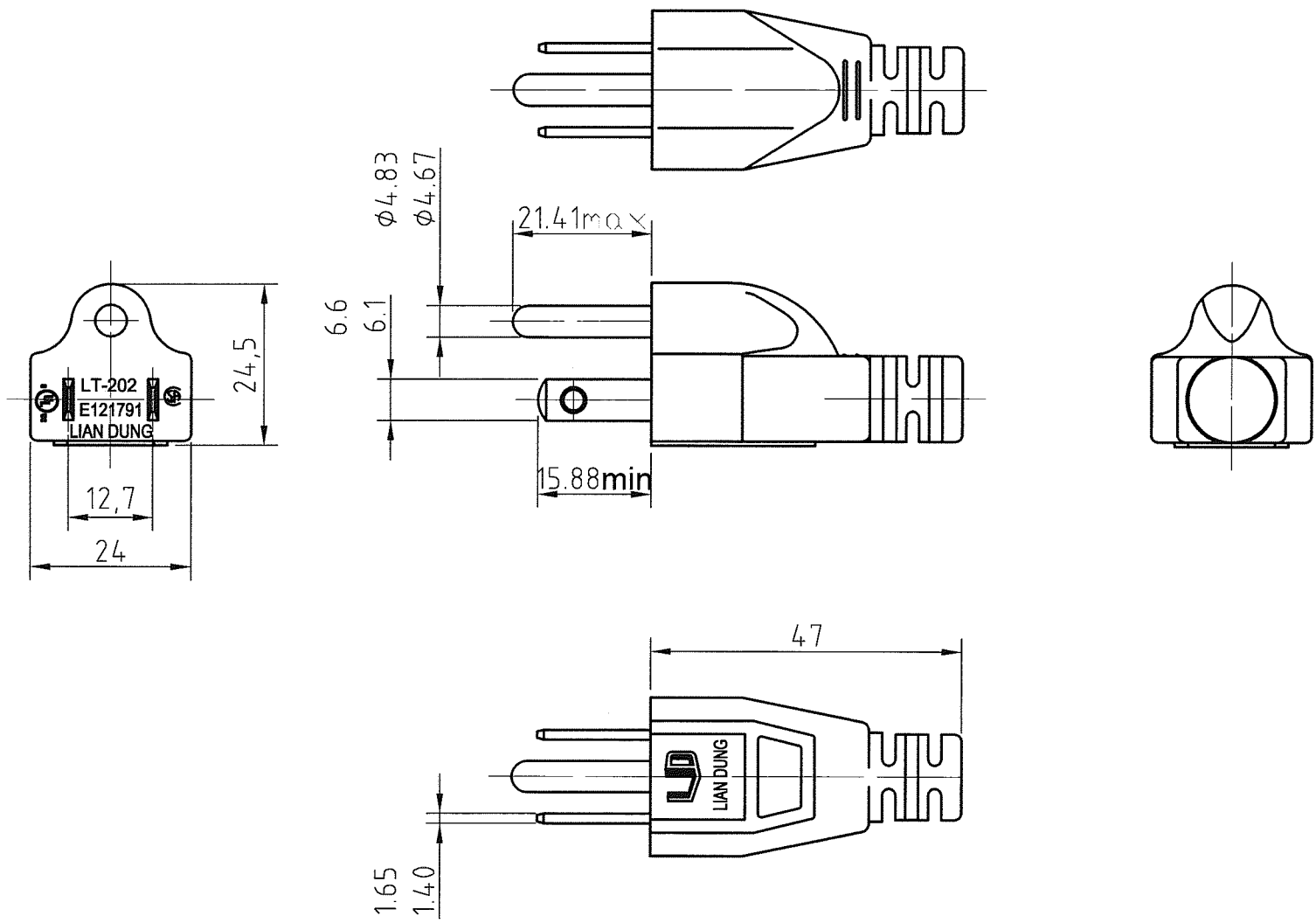
DRAWER	廖柏昇	DATE	20/11/18	TITLE	LT-202
APPROVE		REV.	1	Dr.No.	1091139
		TOL.			±5mm
		ALL DIMENSIONS IN mm			



比例



LIAN DUNG
ELECTRIC WIRE MATERIAL CO.,LTD.
 聯東電線材料股份有限公司



PART	DESCRIPTION	DATE	DRAWER	DATE	TITLE
1.			葉惠菁	14/10/02	LT-202-UL 單頭
2.			APPROVE 林明宗	REV. 2	Dr.No. C202011
3.			比例 1:1		TOL. ±1.2mm
ALL DIMENSIONS IN mm					



LIAN DUNG
ELECTRIC WIRE MATERIAL CO.,LTD.
聯東電線材料股份有限公司



ELBZ.E121791
Cord Sets and Power-supply Cords

[Page Bottom](#)

Cord Sets and Power-supply Cords

[See General Information for Cord Sets and Power-supply Cords](#)

LIAN DUNG ELECTRIC WIRE MATERIAL CO LTD

E121791

957-16 SAN FENG RD
FENG YUAN DISTRICT
TAICHUNG, 420 TAIWAN



Trademark and/or Tradename:

[Last Updated](#) on 2001-04-19

[Questions?](#)

[Print this page](#)

[Terms of Use](#)

[Page Top](#)

◆ 2016 UL LLC

The appearance of a company's name or product in this database does not in itself assure that products so identified have been manufactured under UL's Follow-Up Service. Only those products bearing the UL Mark should be considered to be Certified and covered under UL's Follow-Up Service. Always look for the Mark on the product.

UL permits the reproduction of the material contained in the Online Certification Directory subject to the following conditions: 1. The Guide Information, Assemblies, Constructions, Designs, Systems, and/or Certifications (files) must be presented in their entirety and in a non-misleading manner, without any manipulation of the data (or drawings). 2. The statement "Reprinted from the Online Certifications Directory with permission from UL" must appear adjacent to the extracted material. In addition, the reprinted material must include a copyright notice in the following format: "© 2016 UL LLC".

CAT. NO. LT-202 and LT-202C - FIG. 2

General - The general design, shape and arrangement shall be as illustrated except where variations are specifically described. Cat. No. LT-202C is the same as LT-202 except for use of cord clip.

1. Cord - Flexible cord, Listed (ZJCZ/7). See the following table for application details.

Cord Size (AWG)	Cord Type	USL	CNL
18/3	SPT-1, SPT-2, SPT-3, HPN, HSJ, HSJO, HSJOW, HSJOO, HSJOOW, SVT, SVTO, SVTOO, SJT, SJTW, SJTO, SJTOW, SJTOO, SJTOOW (shielded or unshielded), SJ, SJO, SJOW, SJOO, SJOOW, ST, STW, STO, STOW, STOO, STOOW	Yes	Yes
18/3	SJE, SJEW, SJE0, SJEOW, SJE00, SJE0OW, SPT-1-R, SPT-2-R, SPT-3-R, HPN-R, SJT-R, SJTW-R	Yes	No
18/3	SJT, SJTW, SJTO, SJTOW, SJTOO, SJTOOW (All TPE material)	No	Yes
17/3	SPT-3, HPN, SVT, SVTO, SVTOO, SJT, SJTW, SJTO, SJTOW, SJTOO, SJTOOW (shielded or unshielded), SJ, SJO, SJOW, SJOO, SJOOW, ST, STW, STO, STOW, STOO, STOOW	Yes	Yes
16/3	SPT-2, SPT-3, HPN, HSJ, HSJO, HSJOW, HSJOO, HSJOOW, SVT, SVTO, SVTOO, SJT, SJTW, SJTO, SJTOW, SJTOO, SJTOOW, SJ, SJO, SJOW, SJOO, SJOOW, ST, STW, STO, STOW, STOO, STOOW	Yes	Yes
16/3	SJE, SJEW, SJE0, SJEOW, SJE00, SJE0OW, SPT-2-R, SPT-3-R, HPN-R, SJT-R, SJTW-R	Yes	No
16/3	SJT, SJTW, SJTO, SJTOW, SJTOO, SJTOOW (All TPE material)	No	Yes
15/3	SPT-3, HPN, SJT, SJTW, SJTO, SJTOW, SJTOO, SJTOOW, SJ, SJO, SJOW, SJOO, SJOOW, ST, STW, STO, STOW, STOO, STOOW	Yes	Yes
14/3	SPT-3, HPN, HSJ, HSJO, HSJOW, HSJOO, HSJOOW, SJT, SJTW, SJTO, SJTOW, SJTOO, SJTOOW, SJ, SJO, SJOW, SJOO, SJOOW, ST, STW, STO, STOW, STOO, STOOW	Yes	Yes
14/3	SJE, SJEW, SJE0, SJEOW, SJE00, SJE0OW, SPT-3-R, HPN-R, SJT-R, SJTW-R	Yes	No
14/3	SJT, SJTW, SJTO, SJTOW, SJTOO, SJTOOW (All TPE material)	No	Yes

2. Body - Molded PVC, R/C (QMFZ2), Type AH85J manufactured by Rhythm Wire Ind. Co., Type CF-00128, manufactured by Chyi Feng Plastics Enterprise Co., Ltd., Type E2, white color, manufactured by Wofoo (Ningbo) Plastic Industrial Co., Ltd. (E203442), Type CS-#-*-*X, manufactured by Wofoo (Ningbo) Plastic Industrial Co., Ltd. (E203442), and Type FK, manufactured by Fly Crane Enterprise Co., Ltd., minimum thickness 2.4 mm over live parts, overall length 47.0 mm, 25.2 mm high by 24.0 mm wide. Refer to Ills. 1 and 1A for dimensional details.

Alternate Body - R/C (QMFZ2), PVC, Type KJ-94V0 manufactured by Kaiy Jerng Enterprise Co., Ltd (Note - This materials is not suitable for use with HPN cord).

Alternate - Molded on PVC, R/C (QMFZ2/8), Cat. No. Flex 60G, manufactured by PURE FRIEND BUSINESS ENTERPRISE CORP.

Alternate - Molded on PVC, R/C (QMFZ2/8), Cat. No. ZY940(a), manufactured by ZHENG YU ELECTRIC APPLIANCE FITTINGS (KUNSHAN)Co. Ltd.

Alternate - Molded on TPE, R/C (QMFZ2/8), Cat. No. Z57595(+), manufactured by NINGBO QINGHU ELASTOMER SCIENCE TECHNOLOGY CO LTD.

Alternate - Same as above except for molded PVC, R/C (QMFZ2/8), Cat. No. PVC-1018 (f1), manufactured by KINGFA SCI & TECH CO LTD.

Inner Body - See FIG 2 for details.

Alternate Inner Body - Molded of PA66, R/C (QMFZ2/8), Cat. No. A0050FN(+), manufactured by Ginar Technology Co Ltd. See ILL. 20 for dimensional details.

Alternate Inner Body - Molded of PA66, R/C (QMFZ2), Cat. No. MG-2012N-V0, manufactured by Nytex Composites Co Ltd. See ILL. 21 for dimensional details.

Alternate Inner Body - Molded of PA66, R/C (QMFZ2/8), Cat. No. A0520FN(+), manufactured by Ginar Technology Co Ltd. See ILL. 22 for dimensional details.

3. Grounding Pin - Formed from minimum 0.60 mm thick copper alloy stock; overall length 33 mm, tubular portion 24.4 mm long, 4.72 mm in diameter, attached to stranded conductors with green or green striped insulation.

Grounding Pin Electrical Connection - Integral tabs 3.6 mm long, folded over and crimped to conductors, minimum crimp length 3 mm.
4. Blades - R/C (AXNU2), Cat. Nos. 97661, 97662, 98661 and 98665, 97675, 98675 manufactured by GEM; Cat. Nos. KDG 50P, KDG 50T, KDF 50T, KDF 3091, KDF50TS, KDF50T-2S, manufactured by Kuo Chie, Cat. Nos. SH995, SH996, SH998-2, manufactured by Shian Hwi; Cat. Nos. 8001, 8002, 8003, manufactured by Shyh Rong; Cat. Nos. 82004, 82005, 82006 manufactured by Sheng Hwa Sheng; Cat. Nos. AC50T and AC60T manufactured by Chian Chyun Enterprise Co., Ltd., suitable for use with the conductor types and sizes, insulation class and curing method as specified in the installation instructions provided with the blade. Blade is secured to conductors using the tools, method and recommended crimp height as specified in the blade installation instruction sheet for the blade employed.
5. Marking - See Section General

CAT. NO. LT-202A

General - The general design, shape and arrangement shall be as illustrated except where variations are specifically described. Cat. No. LT-202A is the same as LT-202 except for addition of cover.

1. Body - Molded PVC, R/C (QMFZ2), Type AH85J manufactured by Rhythm Wire Ind. Co., Type CF-00128, manufactured by Chyi Feng Plastics Enterprise Co., Ltd., Type E2, white color, manufactured by Wofoo (Ningbo) Plastic Industrial Co., Ltd. (E203442), Type CS-#-*-*X, manufactured by Wofoo (Ningbo) Plastic Industrial Co., Ltd. (E203442), and Type FK, manufactured by Fly Crane Enterprise Co., Ltd., minimum thickness 2.4 mm over live parts. Refer to ILL. 27 (C0003016.I00) for dimensional details.

Alternate - Molded on PVC, R/C (QMFZ2/8), Cat. No. Flex 60G, manufactured by PURE FRIEND BUSINESS ENTERPRISE CORP.

Alternate - Molded on PVC, R/C (QMFZ2/8), Cat. No. ZY940(a), manufactured by ZHENG YU ELECTRIC APPLIANCE FITTINGS (KUNSHAN)Co. Ltd.

Alternate - Molded on TPE, R/C (QMFZ2/8), Cat. No. Z57595(+), manufactured by NINGBO QINGHU ELASTOMER SCIENCE TECHNOLOGY CO LTD.

Alternate - Same as above except for molded PVC, R/C (QMFZ2/8), Cat. No. PVC-1018 (f1), manufactured by KINGFA SCI & TECH CO LTD.



Certificate of Compliance

Certificate: 1348602

Master Contract: 180634 (LR 87097)

Project: 2550632

Date Issued: February 21, 2013

Issued to: **Lian Dung Electric Wire Material Company Limited**
957-16, San Feng Rd.
Feng Yuan
Taichung Hsien, 42034
TAIWAN
Attention: Mr. Teng Chin-Yuan

The products listed below are eligible to bear the CSA Mark shown



Issued by: 
Jupiter Huang, Certifier

PRODUCTS

CLASS 5842 02 - CORD SETS - Power Supply Cords

Power supply cord(s) consisting of the following plug cap moulded onto flexible cords as listed:

<u>Cat/Model</u>	<u>Configuration</u>	<u>Flexible Cord</u>	
		<u>AWG</u>	<u>Type</u>
LT-301	1-15P (Polarized & Non-polarized)	16	SPT-2, HPN
		18	SPT-1, SPT-2, HPN
LT-202, LT-202C	5-15P	14	SJT(S&U), SJTW(S&U), SJTO(S&U), SJTOW(S&U), SJTOO(S&U), SJTOOW(S&U), SJ, SJW, SJO, SJOW, SJOO, SJOOW, ST, STW, STO, STOW, STOO, STOOW, SPT-3, HPN.
		16	SPT-2, SJT(S&U), SJTW(S&U), SJTO(S&U), SJTOW(S&U), SJTOO(S&U), SJTOOW(S&U), SJ, SJW, SJO, SJOW, SJOO, SJOOW, ST, STW, STO, STOW, STOO, STOOW, SVT, SVTO, SVTOO, SPT-3, HPN.



Certificate: 1348602
Project: 2550632

Master Contract: 180634 (LR 87097)
Date Issued: February 21, 2013

<u>Cat/Model</u>	<u>Configuration</u>	<u>Flexible Cord</u>	
		<u>AWG</u>	<u>Type</u>
		18	SPT-2, SJT(S&U), SVT(S&U), SJTW(S&U), SJTO(S&U), SJTOW(S&U), SJTOO(S&U), SJTOOW(S&U), SJ, SJW, SJO, SJOW, SJOO, SJOOW, ST, STW, STO, STOW, STOO, STOOW, SVTO, SVTOO, SPT-3, HPN.
LT-212	5-15P	14	SJT, SJTW, SJTO, SJ, SJO, SJOOW, SPT-3.
		16	SJT, SJTW, SJTO, SJ, SJO, SJOOW, HPN, SPT-2, SPT-3.
		18	SJT, SJTW, SJTO, SJ, SJO, SJOOW, SVT(S&U), HPN, SPT-2, SPT-3.

Notes:

1. These are certified only for supply to manufacturers for the assembly, as components, of Certified electrical equipment where the suitability of the combination is determined by CSA International.
2. "S&U" denotes shielded and unshielded.

APPLICABLE REQUIREMENTS

- | | |
|---------------------|---|
| CSA C22.2 No. 21-95 | - Cord Sets and Power Supply Cords |
| CSA C22.2 No. 42-10 | - General Use Receptacles, Attachment Plugs, and Similar Wiring Devices |



ZJCZ.E88231
Flexible Cord

[Page Bottom](#)

Flexible Cord

[See General Information for Flexible Cord](#)

RHYTHM WIRE INDUSTRIAL CO LTD

E88231

147 Yin-Lin Rd
Jen-Te District
Tainan, 71752 TAIWAN

Decorative cord, Type(s) XTW

Jacketed cord, Type(s) SJT, SJTO, SJTOO, SJTOOW, SJTOW, SJTW, ST, STO, STOW, STW, SVT

Parallel cord, Type(s) NISPT-1, NISPT-2, SPT-1, SPT-2, SPT-3

[Last Updated](#) on 2017-04-27

[Questions?](#)

[Print this page](#)

[Terms of Use](#)

[Page Top](#)

© 2018 UL LLC

The appearance of a company's name or product in this database does not in itself assure that products so identified have been manufactured under UL's Follow-Up Service. Only those products bearing the UL Mark should be considered to be Certified and covered under UL's Follow-Up Service. Always look for the Mark on the product.

UL permits the reproduction of the material contained in the Online Certification Directory subject to the following conditions: 1. The Guide Information, Assemblies, Constructions, Designs, Systems, and/or Certifications (files) must be presented in their entirety and in a non-misleading manner, without any manipulation of the data (or drawings). 2. The statement "Reprinted from the Online Certifications Directory with permission from UL" must appear adjacent to the extracted material. In addition, the reprinted material must include a copyright notice in the following format: "© 2018 UL LLC".



CSA INTERNATIONAL

Certificate of Compliance

Certificate: 1991636 (LL 54496)

Master Contract: 173316

Project: 1991636

Date Issued: 2008/02/14

Issued to: Rhythm Wire Industrial Co., Ltd.

147 Yih-Lin Rd
Jen-Te Hsiang
Tainan Hsien,
Taiwan
Attention: Mr. A. Tsai

The products listed below are eligible to bear the CSA Mark shown



Issued by: B. Harmer, C.E.I.

Authorized by: Nick Alfano, Operations
Manager

PRODUCTS

CLASS 5831 01 - WIRES - Flexible Cord

Type SPT-1, 300V, rated 60°C, 75°C, 90°C and 105°C, classified "FT2" and "VW-1"

Type NISPT-1, 300V, rated 60°C, 75°C, 90°C and 105°C, classified "FT2" and "VW-1"

Type SPT-2, 300V, rated 60°C, 75°C, 90°C and 105°C, classified "FT2" and "VW-1"

Type NISPT-2, 300V, rated 60°C, 75°C, 90°C and 105°C, classified "FT2" and "VW-1"

Type SVT, 300V, rated 60°C, 75°C, 90°C and 105°C, classified "FT2" and "VW-1"



CSA INTERNATIONAL

Certificate: 1991636 (LL 54496)

Master Contract: 173316

Project: 1991636

Date Issued: 2008/02/14

Type SJT, 300V, rated 60°C, 75°C, 90°C and 105°C, classified "FT2" and "VW-1"

Type SJTW, 300V, rated 60°C, 75°C, 90°C and 105°C, classified "FT2" and "VW-1"

Type ST, 600V, rated 60°C, 75°C, 90°C and 105°C, classified "FT2" and "VW-1"

Type STW, 600V, rated 60°C, 75°C, 90°C and 105°C, classified "FT2" and "VW1"

Note:

Conductor sizes include mm² (AWG) in all applicable sizes

APPLICABLE REQUIREMENTS

CSA Standard C22.2 No. 49-06 - Flexible Cords and Cables

Electrical Certification Notice: Wire and Cable No. 21 - CSA Certification Marking on CSA Certified Flexible Cords and Cables



Supplement to Certificate of Compliance

Certificate: 1991636

Master Contract: 173316

The products listed, including the latest revision described below, are eligible to be marked in accordance with the referenced Certificate.

Product Certification History

Project	Date	Description
1991636	2008/02/14	Update flexible cord listings to C22.2 No. 49-06 and add 75C & 90C ratings



ZJCZ.E56304 Flexible Cord

[Page Bottom](#)

Flexible Cord

[See General Information for Flexible Cord](#)

STANDARD ELECTRIC WIRE & CABLE CO LTD

E56304

NO. 16 KUO-CHI ROAD
HSIN-SHIH HSIANG, TAINAN COUNTY 744 TAIWAN

Clock cord, Type(s) Clock

Decorative cord, Type(s) CXTW, SPT-1W, SPT-2W, XTW

Dryer and range cord, Type(s) SRDT

Heater cord, Type(s) HPN, HPN-R, HSJ, HSJO, HSJOO

Jacketed cord, Type(s) S, SJ, SJO, SJOO, SJOOW, SJOW, SJT, SJTO, SJTOO, SJTOOW, SJTOW, SJTW, SO, SOO, SOOW, SOW, ST, STO, STOO, STOOOW, STOW, STW, SV, SVO, SVOO, SVT, SVTO, SVTOO

Parallel cord, Type(s) NISPT-1, NISPT-2, SPT-1, SPT-2, SPT-2-R, SPT-3

Tinsel cord, Type(s) TPT, TST

Trademark and/or Tradename: "E56304"

[Last Updated](#) on 2017-12-28

[Questions?](#)

[Print this page](#)

[Terms of Use](#)

[Page Top](#)

© 2018 UL LLC

The appearance of a company's name or product in this database does not in itself assure that products so identified have been manufactured under UL's Follow-Up Service. Only those products bearing the UL Mark should be considered to be Certified and covered under UL's Follow-Up Service. Always look for the Mark on the product.

UL permits the reproduction of the material contained in the Online Certification Directory subject to the following conditions: 1. The Guide Information, Assemblies, Constructions, Designs, Systems, and/or Certifications (files) must be presented in their entirety and in a non-misleading manner, without any manipulation of the data (or drawings). 2. The statement "Reprinted from the Online Certifications Directory with permission from UL" must appear adjacent to the extracted material. In addition, the reprinted material must include a copyright notice in the following format: "© 2018 UL LLC".



CERTIFICATION RECORD

The company named below has been authorized by CSA to represent the products listed in this record as "CSA Certified" and to affix the CSA Mark to these products according to the terms and conditions of the CSA Service Agreement and applicable CSA program requirements (including additional Markings).

File No: 034586 0 000

Class No: 5831 01 WIRES - Flexible Cord

SUBMITTOR

Standard Electric Wire & Cable Company, Limited
No. 16 Kuo-Chi Road
Kang Chien Psun
Hsin-Shih Hsiang,
TAIWAN
Attention: Mr. Cheng-Min Kao
President

FACTORY

63085 Standard Electric Wire & Cable Company, Limited
No. 16 Kuo-Chi Road
Kang Chien Psun
Hsin-Shih Hsiang,
TAIWAN
Attention: Mr. Cheng-Min Kao
President

November 11, 1997(Replaces:February 28, 1997)

TO THE REQUIREMENTS OF C22.2 NO 49-M1989:

- Max temperature rating 60C: SPT-1 (2- and 3-conductor), SPT-2 (2- and 3-conductor), PXT, TX, SVT, SJT, SPT-3 (2- and 3-conductor), SPT-2 (coiled).
- Max temperature rating 90C: HPN (CPE - 2-conductor).
- Max temperature rating 105C: SPT-1 (2- and 3-conductor), SPT-2 (2- and 3-conductor), SPT-3 (2- and 3-conductor), SPT-2 (coiled), SVT, SJT, HPN (CPE - 2-conductor).

Notes:

1. The jacket on Type SVT and SJT may be exposed to oil at 60C (max).
2. Type HPN (CPE) is Certified in sizes 16 AWG and 18 AWG.
3. Types SVT, SJT and ST may be shielded.

TO THE REQUIREMENTS OF CSA STANDARD C22.2 NO 49-92 AND CERTIFICATION
NOTICE, WIRE AND CABLE NO 18:



		Size of				
	Max	Conductors	No of	Insul	Jacket	
Type	Volt	(AWG)	Conductors	Type	Type	Notes
Max temperature rating 60C:						
PXWT	300	18,16	2	PVC	-	1,2
PXT	125	20	2	PVC	-	1,2
TX	125	20	2	PVC	-	1,2
SPT-1	300	20,18	2,3	PVC	-	2,3,5
SPT-2	300	18,16	2,3	PVC	-	2,3,4,5
SPT-3	300	18,16	2,3	PVC	-	1,2,3
SVT	300	18,17,16	2,3	PVC	PVC	1,2
SJT	300	18-10	2-6	PVC	PVC	1,2
SJTW	300	18-2	2 or more	PVC	PVC	1,2
STW	600	18-2	2 or more	PVC	PVC	1,2
Max temperature rating 90C:						
HPN	300	18,16	2	CPE	-	1,2
HPN	300	18,16	2	CR	-	1,2
Max temperature rating 105C:						
SPT-1	300	20,18	2,3	PVC	-	2,3,5
SPT-2	300	18,16	2,3	PVC	-	2,3,4,5
SPT-3	300	18,16	2,3	PVC	-	1,2,3
SVT	300	18,17,16	2,3	PVC	PVC	1,2
SJT	300	18-10	2-6	PVC	PVC	1,2
HPN	300	18,16	2	CSM	-	1,2

Notes:



**ZJCZ.E88265
Flexible Cord**

[Page Bottom](#)

Flexible Cord

[See General Information for Flexible Cord](#)

I SHENG ELECTRIC WIRE & CABLE CO LTD

E88265

52 TIN HWU RD
TA GANN VILLAGE
GWAI SAN HSIAN, TAOYUAN HSIEN 333 TAIWAN

Clock cord, Type(s) Clock

Decorative cord, Type(s) CXTW, SPT-1W, SPT-2W, XTW

Dryer and range cord, Type(s) SRDT

Heater cord, Type(s) HPN

Jacketed cord, Type(s) S, SJ, SJO, SJOO, SJOOW, SJOW, SJT, SJT-R, SJTO, SJTW, SO, SOO, SOOW, SOW, ST, STO, STOW, STW, SV, SVO, SVOO, SVT, SVT-R

Parallel cord, Type(s) NISPT-1, NISPT-2, SPT-1, SPT-2, SPT-2-R, SPT-3

Trademark and/or Tradename: "CERROWIRE"

[Last Updated](#) on 2013-09-26

[Questions?](#)

[Print this page](#)

[Terms of Use](#)

[Page Top](#)

© 2018 UL LLC

The appearance of a company's name or product in this database does not in itself assure that products so identified have been manufactured under UL's Follow-Up Service. Only those products bearing the UL Mark should be considered to be Certified and covered under UL's Follow-Up Service. Always look for the Mark on the product.

UL permits the reproduction of the material contained in the Online Certification Directory subject to the following conditions: 1. The Guide Information, Assemblies, Constructions, Designs, Systems, and/or Certifications (files) must be presented in their entirety and in a non-misleading manner, without any manipulation of the data (or drawings). 2. The statement "Reprinted from the Online Certifications Directory with permission from UL" must appear adjacent to the extracted material. In addition, the reprinted material must include a copyright notice in the following format: "© 2018 UL LLC".



Certification Record

CUSTOMER	CLASS	FILE
I-Sheng Electric Wire & Cable Co., Ltd. No 52 Tin Hwu Rd, Ta Gann Village Gwai San Hsian Taoyuan Hsien 33334 Taiwan	<u>5831-01</u> WIRES-Flexible Cord Refer to Class Description for program details	081924_0_000

TO THE REQUIREMENTS OF CSA STANDARD C22.2 NO 49-06:

Type	Max Volt (V)	Size of Conductors (AWG*)	No of Conductors	Insul. Type	Jacket Type	Notes
• Max temperature rating 60C:						
SPT-1	300	20,18	2,3	PVC	-	1,2,3
NISPT-1	300	20,18	2,3	PVC	PVC	1,2,6
SPT-2	300	18,16	2,3	PVC	-	1,2,3
NISPT-2	300	18,16	2,3	PVC	PVC	1,2,6
SPT-3	300	18-10	2,3	PVC	-	1, 2
SVT	300	18,17,16	2,3	PVC	PVC	1,2,4
SJT	300	18-10	2-6	PVC	PVC	1,2,4
SJTO	300	18-10	2-6	PVC	PVC	1,2
SJTW, SJTOW	300	18-10	2-6	PVC	PVC	1,2,4,5
ST	600	18-2	2 or more	PVC	PVC	1,2,4
STW, STOW	600	18-2	2 or more	PVC	PVC	1,2,4,5
PXT	125	20	2	PVC	-	1,2,7
PXWT	300	18, 16	2	PVC	-	1,2,5,7
S	600	18-2	2 or more	EP	CPE	1,2,7
SO	600	18-2	2 or more	EP	CPE	1,2,7
SOO	600	18-2	2 or more	EP	CPE	1,2,7
SOW	600	18-2	2 or more	EP	CPE	1,2,7
SOOW	600	18-2	2 or more	EP	CPE	1,2,7
SJ	300	18-10	2-6	EP	CPE	1,2,7
SJO	300	18-10	2-6	EP	CPE	1,2,7
SJOO	300	18-10	2-6	EP	CPE	1,2,7
SV	300	18,17,16	2 or 3	EP	CPE	1,2,7
SVO	300	18,17,16	2 or 3	EP	CPE	1,2,7
SVOO	300	18,17,16	2 or 3	EP	CPE	1,2,7

• Max temperature 90C:

HPN	300	14	2	CPE	-	1,2
SV	300	18, 17, 16	2 or 3	EP	CPE	1, 2, 7
SVO	300	18, 17, 16	2 or 3	EP	CPE	1, 2, 7
SVOO	300	18, 17, 16	2 or 3	EP	CPE	1, 2, 7
HPN	300	16, 18	2 or 3	CPE	-	1, 2, 8

• Max temperature 105C:

SPT-1	300	20,18	2,3	PVC	-	1,2,3
NISPT-1	300	20,18	2,3	PVC	PVC	1,2,6
SPT-2	300	18,16	2,3	PVC	-	1,2,3
NISPT-2	300	18,16	2,3	PVC	PVC	1,2,6
SPT-3	300	18-10	2,3	PVC	-	1, 2
SVT	300	18,17,16	2,3	PVC	PVC	1,2,4
SJT	300	18-10	2-6	PVC	PVC	1,2,4
SJTO	300	18-10	2-6	PVC	PVC	1,2
SJTW, SJTOW	300	18-10	2-6	PVC	PVC	1,2,4,5
ST	600	18-2	2 or more	PVC	PVC	1,2,4
STW, STOW	600	18-2	2 or more	PVC	PVC	1,2,4,5
HPN	300	14	2	CPE	-	1,2
HPN	300	16, 18	2 or 3	CPE	-	1,2,8
S	600	18-2	2 or more	EP	CPE	1,2,7
SO	600	18-2	2 or more	EP	CPE	1,2,7
SOO	600	18-2	2 or more	EP	CPE	1,2,7
SOW	600	18-2	2 or more	EP	CPE	1,2,7
SOOW	600	18-2	2 or more	EP	CPE	1,2,7
SJ	300	18-10	2-6	EP	CPE	1,2,7
SJO	300	18-10	2-6	EP	CPE	1,2,7
SJOO	300	18-10	2-6	EP	CPE	1,2,7
HPN						

*mm² sizes also apply.

Notes:

1. In all colours except for clear and translucent.
2. Flame classification - FT2.
3. Includes two-conductor constructions in clear or translucent.
4. Optional shielding.
5. Low temperature rating: -40C.
6. Non-integral construction.
7. Flame classification - FT1.
8. HPN with 16 or 18 AWG, 3 conductor, EP ground conductor insulation.



ZJCZ.E94163 Flexible Cord

[Page Bottom](#)

Flexible Cord

[See General Information for Flexible Cord](#)

WU LI ELECTRIC WIRE & CABLE CO LTD

E94163

60 CHUNG-HWA RD, SEC 5
HSINCHU, 300 TAIWAN

Decorative cord, Type(s) CXTW, SPT-1W, SPT-2W, XTW

Jacketed cord, Type(s) SJT, SJT-R, SJTW, ST, STW, SVT, SVT-R

Parallel cord, Type(s) NISPT-1, NISPT-2, SPT-1, SPT-1-R, SPT-2, SPT-2-R, SPT-3



Trademark and/or Tradename: "E94163" , "LIAN DUNG" ,

[Last Updated](#) on 2013-06-13

[Questions?](#)

[Print this page](#)

[Terms of Use](#)

[Page Top](#)

© 2018 UL LLC

The appearance of a company's name or product in this database does not in itself assure that products so identified have been manufactured under UL's Follow-Up Service. Only those products bearing the UL Mark should be considered to be Certified and covered under UL's Follow-Up Service. Always look for the Mark on the product.

UL permits the reproduction of the material contained in the Online Certification Directory subject to the following conditions: 1. The Guide Information, Assemblies, Constructions, Designs, Systems, and/or Certifications (files) must be presented in their entirety and in a non-misleading manner, without any manipulation of the data (or drawings). 2. The statement "Reprinted from the Online Certifications Directory with permission from UL" must appear adjacent to the extracted material. In addition, the reprinted material must include a copyright notice in the following format: "© 2018 UL LLC".



ZJCZ7.E94163
Flexible Cord Certified for Canada

[Page Bottom](#)

Flexible Cord Certified for Canada

[See General Information for Flexible Cord Certified for Canada](#)

WU LI ELECTRIC WIRE & CABLE CO LTD

E94163

60 CHUNG-HWA RD, SEC 5
HSINCHU, 300 TAIWAN

Decorative cord, Type(s) PXT, TX

Jacketed cord, Type(s) SJT, SJTW, ST, STW, SVT

Parallel cord, Type(s) SPT-1, SPT-2, SPT-3



Trademark and/or Tradename: "E94163" , "LIAN DUNG" ,

[Last Updated](#) on 2013-06-13

[Questions?](#)

[Print this page](#)

[Terms of Use](#)

[Page Top](#)

© 2018 UL LLC

The appearance of a company's name or product in this database does not in itself assure that products so identified have been manufactured under UL's Follow-Up Service. Only those products bearing the UL Mark should be considered to be Certified and covered under UL's Follow-Up Service. Always look for the Mark on the product.

UL permits the reproduction of the material contained in the Online Certification Directory subject to the following conditions: 1. The Guide Information, Assemblies, Constructions, Designs, Systems, and/or Certifications (files) must be presented in their entirety and in a non-misleading manner, without any manipulation of the data (or drawings). 2. The statement "Reprinted from the Online Certifications Directory with permission from UL" must appear adjacent to the extracted material. In addition, the reprinted material must include a copyright notice in the following format: "© 2018 UL LLC".