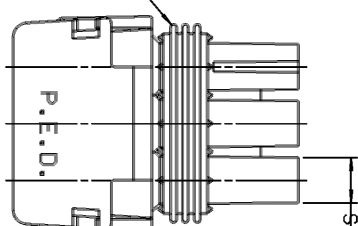
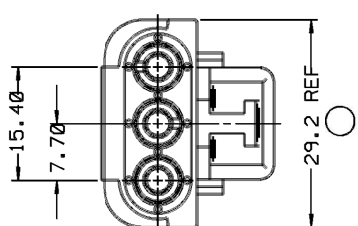


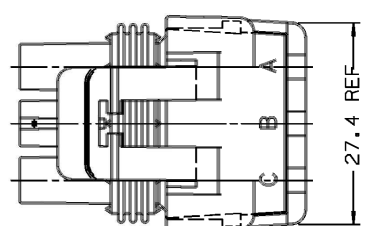
THIS DRAWING AND DESIGN HEREON CON-
TAIN THE PROPERTY OF PACKARD ELECTRIC
DIVISION AND IS NOT TO BE DUPLICATED OR REPRODUCED WITH-
OUT THE AUTHORITY OF PACKARD ELECTRIC
DIVISION. DD NOT SCALE



6.15 DIA-3 PLCS



INDEX CODE
-310-
(ALSO SEE HANDBOOK)



FLEX AREA MAY EXHIBIT MATERIAL SEPARATION AFTER FINAL ASSEMBLY.

LOCK WINDOW PERMITTED TO CRACK ON ONE SIDE ONLY, ONLY IF FLEX AREA (HINGE) DOES NOT SEPARATE AFTER FINAL ASSEMBLY.

CONN. BODY - SEE CHART

12010718-SEAL

TERMINAL LOCK TO BE FOLDED DOWN AS SHOWN AFTER TERMINALS HAVE BEEN INSERTED.

CAVITY PLUG - SEE CHART WHEN CAVITY PLUGS ARE REQUIRED, TERMINAL LOCK TO BE FOLDED DOWN AS SHOWN AFTER CAVITY PLUGS HAVE BEEN INSERTED.

2.6 MAX

1.5 MAX. GAP ALLOWABLE

39.2 REF

ASM. DIMENSIONING POINT

- NOTES - 1. USE FEMALE TERMINAL 12089188 OR EQUIVALENT FOR "IN-LINE" APPLICATIONS. USE MALE TERMINAL 12089040 OR EQUIVALENT FOR "PANEL MOUNT" APPLICATIONS.
2. USE CABLE SEAL 12015323 OR EQUIVALENT.
3. MATING PART - SEE CHART.
4. WHEN PARTS ARE SHIPPED, THEY MUST BE PACKED IN PLASTIC BAGS OR SHIPPING CONTAINERS MUST BE LINED WITH PLASTIC LINERS. BAGS OR LINERS MUST BE SEALED TO AVOID ENTRY OF FOREIGN MATTER.
5. SEALING CODE 3.
6. WHEN DESIGNING A PART TO MATE TO THIS WEATHER PACK CONNECTOR, REQUEST THE LATEST COPY OF DRAWING NUMBER 12020084 FROM THE PACKARD ELECTRIC DIVISION.

DATE	SYM	REVISION RECORD	AUTHORITY	DR	CK
16.JUL.90		ALL PARTS - REDRAWN & REVISED NOTE			
		*1, *3: ADDED APPLICATION, TERM. GENDER & STANDARD DESCRIPTION TO CHART.			
		NOTE *6: CAVITY PLUG NOTE - REV LEVEL REMAINS THE SAME. 12034042 WAS SEPARATE *C SIZE & REVISED GAP FROM 1.0 MAX TO 1.5 MAX - REV LEVEL REMAINS AT *4 135473 A11 A11			
16.JUL.90		12103398 RELEASED TO REV 'A'	9000005		A11, A11
14.JUN.91		ALL PARTS - ADDED INDEX CODE NOTE & REVISED REF DIMS 3 PLCS - 12103398 - ADDED 12045440 MATING PART - MATING PART WAS MATING CONN - NO REV UPDATE REQ'D	142375	TS	

PART NO.
1203 4358

D

PACKARD ELECTRIC DIVISION
GENERAL MOTORS CORPORATION
WARREN, OHIO

PED / MICROSTATION	FILE SPEC	*****USER***** *****DONSPECIFICATION***** *****SYTIME*****
THIRD ANGLE PROJECTION		
		METRIC
		DIMENSIONS ARE IN MILLIMETERS UNLESS OTHERWISE SPECIFIED.
CODE NO.		TOLERANCE UNLESS SPECIFIED DECIMAL
	6900	ONE PLACE ± 0.3
		TWO PLACE ± 0.15
Q.C.	-C-5110	ANGULAR ± 2
DWG.	275E82	DR. DON YEAGER
DATE		275E82
EST. NO.		CK. T. MOUREY
REFERENCE NO.		DATE 190082
		APPR. S. FELIX
		DATE 190082
		APPR. A. B. MICKHOLTZ
		DATE 190082
MATERIAL SPEC.		SEE DRAWING
NAME		ASM CONN 3 W/P TWR
PART NO.		1203 4358
		SIZE C

PART NUMBER	REV	STATUS	CONNECTOR BODY	APPLICATION	REFERENCE TERMINAL/GENDER	CAVITY PLUGS	MATING PART	STANDARD DESCRIPTION
12103398	A		12103397	DEVICE	12089040/MALE	12045440	ASM CONN 3M W/P TWR	
12040985	C		12040992	IN-LINE	12089188-FEMALE		ASM CONN 3F W/P TWR	
12040672	C		12040688	IN-LINE (SIR)	12089188-FEMALE		ASM CONN 3F W/P TWR	
12034351	C		12034349	IN-LINE	12089188-FEMALE	12034350	ASM CONN 3F W/P TWR	
12034042	A		12020828	BLOCK-OFF	NONE	12020827	ASM CONN 3 W/P TWR	
12020829	C		12020828	IN-LINE	12089188-FEMALE	12020827	ASM CONN 3F W/P TWR	