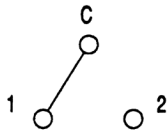
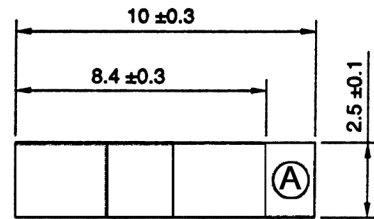
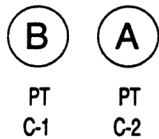


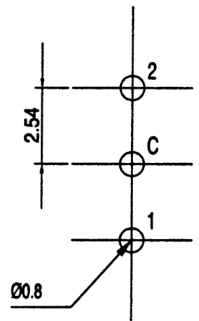
CIRCUIT DIAGRAM



SWITCH POSITION



P.C.B. LAYOUT



Specifications:

- Contact rating: 0.2A, 24V; 0.5A, 12V
- Contact resistance: 50mOhm max.
- Insulation resistance: 10 000MOhm min. at 500V DC
- Dielectric strength: 500V AC for 1 minute (2mA)
- Operating temperature: -40°C to +105°C
- Storage temperature: -40°C to +105°C
- Mechanical life: 5 000 cycles
- Operating force: 800gf max.
- Packing: 53 pcs. / tube
- Soldering conditions: max.: 260 +/-3°C, 3sec.
- Material: Case: PA66 glass reinforced nylon, blue
Slider: PA46 glass reinforced nylon, ivory
Terminals: brass, 0.075µm gold plated over 1µm nickel
Fixed contact: brass, 0.075µm gold plated over 1µm nickel
Movable contact: phosphor bronze, 0.125µm gold plated over 1µm nickel

Compliance: RohS II (2011/65/EU)

Tolerances:		Date	Name	<h1>MMP 1010 D</h1>
		01/03	us	
Temperatures	09/16	dr	<h2>knitter-switch</h2>	<h1>30 03 40</h1>
Specifications	01/13	dr		
Slider colour	09/12	dr		
Modifications	Date	Name		
				Page 1/1