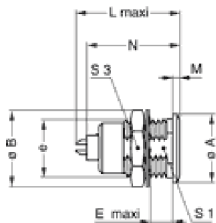


MECHANICAL DETAILS

Shell Style Model	EG* : Fixed receptacle nut fixing
Keying	1 key (alpha=0, plug: male contacts, receptacle: female contacts)
Housing Material	Brass (chrome plated) shell and collet nut, nickel plated brass latch sleeve and mid pieces
Cable Fixing	0 - 0 mm
Variant 2	:

	E	L	M	N	S1	S3
Mm.	7.5	23	1.5	21.1	10.5	14
In.	0.30	0.91	0.06	0.83	0.41	0.55



Available Download

 [unipole_multipole.pdf](#)

PERFORMANCE DETAIL

Insert	1B.302 : 2 Low Voltage
Insulator	L: PEEK
Specifications	
Contact Type:	Solder
Max. Matings:	5000
Contact Dia.:	1.3 mm (0.051in)
Bucket Dia.:	1 mm (0.039in)
Max. Solid	0.5 mm ² (AWG 20)
Max. Stranded	0.5 mm ² (AWG 20)
R (max):	3.6 mOhm









OTHER CHARACTERISTICS

Shell Style/Model	Libellé
Temp (min)	-55°C
Temp (max)	+250°C
Humidity (max):	<=95% [at 60 deg C /140 F]
Vibration:	15 g [10 Hz - 2000 Hz]
Shock Resistance:	100 g [6 ms]
Salt Spray	>144 hr
Climatical	50/175/21
Shielding (min):	75 dB (10 MHz)
Shielding (min):	40 dB (1 GHz)
IP Rating	50



Related links

-  [Contact](#)
-  [Quote Request](#)
-  [Catalogs Downloads](#)
-  [Catalogs Requests](#)
-  [Sample Request](#)
-  [3D drawings](#)