




Pushbutton, green I, momentary



Part no. Q18D-11
Article no. 086332
Catalog No. Q18D-11

Delivery programme

| | | | |
|----------------------------|--|--|--|
| Product range | | | RMQ16 (drilling dimensions 16 mm) |
| Basic function | | | Pushbutton actuators |
| Single unit/Complete unit | | | Single unit |
| Design | | | Flat |
| | | | momentary |
| Button plate | | | |
| button plate | | | green |
| Button plate | | |  |
| | | | inscribed |
| Degree of Protection | | | IP65 |
| Front ring | | | without front ring |
| Connection to SmartWire-DT | | | no |
| Front dimensions | | | 18 x 18 |

Technical data

General

| | | | |
|------------------------------------|--------------|-------------------|--|
| Standards | | | IEC/EN 60947, VDE 0660 |
| Lifespan, mechanical | Operations | x 10 ⁶ | > 3 |
| Operating frequency | Operations/h | |  3600 |
| Actuating force | | n |  4 |
| Degree of protection, IEC/EN 60529 | | | IP65 |
| Climatic proofing | | | Damp heat, constant, to IEC 60068-2-78 Damp heat, cyclic, to IEC 60068-2-30 |
| Ambient temperature | | °C | |
| Open | | °C | -25 - +60 |
| Enclosed | | °C | - 25 - 40 |
| Mounting position | | | As required |
| Mechanical shock resistance | | g | > 40 according to IEC 60068-2-27 Shock duration 11 ms Sinusoidal |

Design verification as per IEC/EN 61439

| | | | |
|--|-------------------|----|--|
| Technical data for design verification | | | |
| Rated operational current for specified heat dissipation | I _n | A | 0 |
| Heat dissipation per pole, current-dependent | P _{vid} | W | 0 |
| Equipment heat dissipation, current-dependent | P _{vid} | W | 0 |
| Static heat dissipation, non-current-dependent | P _{vs} | W | 0 |
| Heat dissipation capacity | P _{diss} | W | 0 |
| Operating ambient temperature min. | | °C | -25 |
| Operating ambient temperature max. | | °C | 60 |
| IEC/EN 61439 design verification | | | |
| 10.2 Strength of materials and parts | | | |
| 10.2.2 Corrosion resistance | | | Meets the product standard's requirements. |

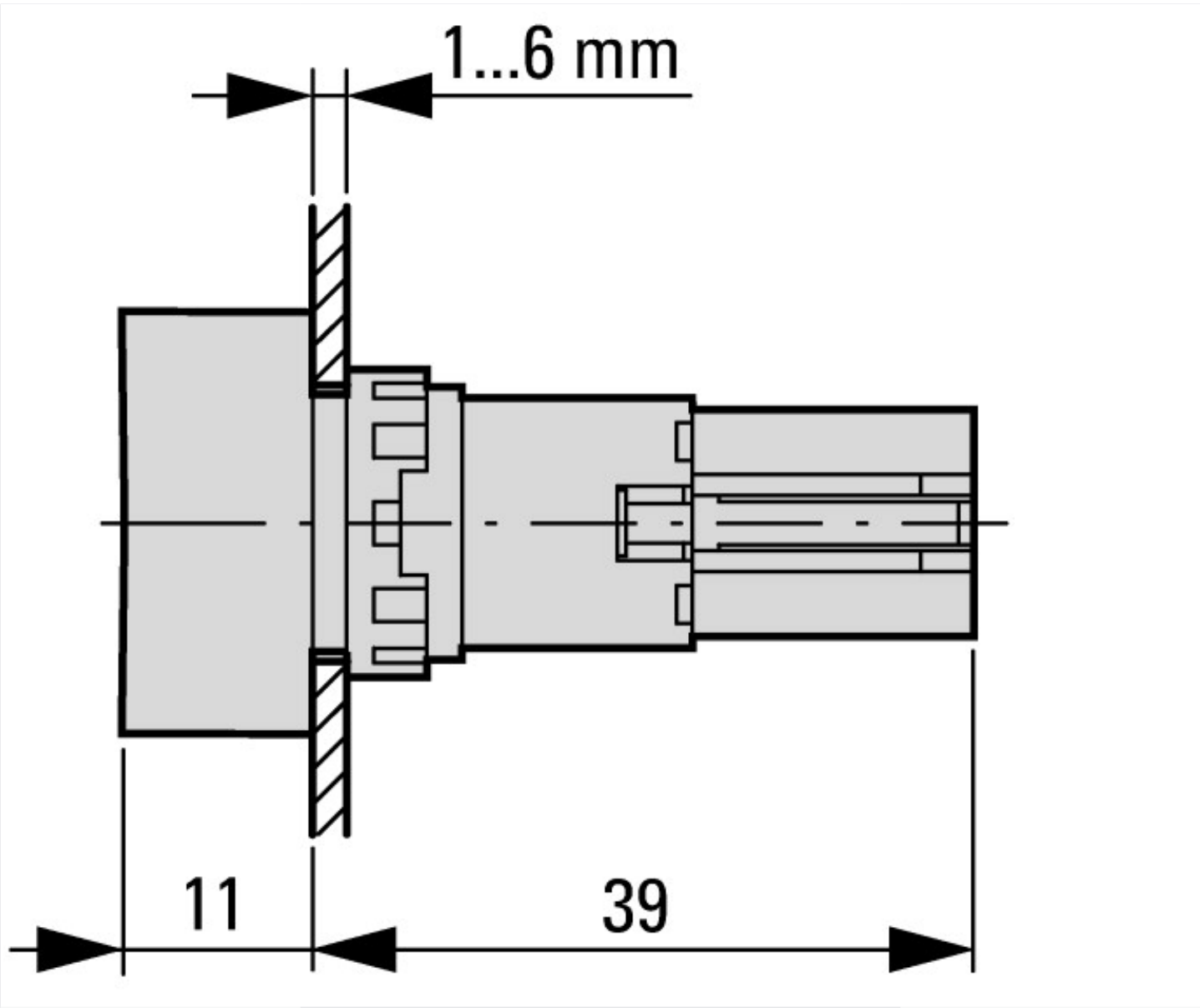
| | | | |
|--|--|--|--|
| 10.2.3.1 Verification of thermal stability of enclosures | | | Meets the product standard's requirements. |
| 10.2.3.2 Verification of resistance of insulating materials to normal heat | | | Meets the product standard's requirements. |
| 10.2.3.3 Verification of resistance of insulating materials to abnormal heat and fire due to internal electric effects | | | Meets the product standard's requirements. |
| 10.2.4 Resistance to ultra-violet (UV) radiation | | | Please enquire |
| 10.2.5 Lifting | | | Does not apply, since the entire switchgear needs to be evaluated. |
| 10.2.6 Mechanical impact | | | Does not apply, since the entire switchgear needs to be evaluated. |
| 10.2.7 Inscriptions | | | Meets the product standard's requirements. |
| 10.3 Degree of protection of ASSEMBLIES | | | Does not apply, since the entire switchgear needs to be evaluated. |
| 10.4 Clearances and creepage distances | | | Meets the product standard's requirements. |
| 10.5 Protection against electric shock | | | Does not apply, since the entire switchgear needs to be evaluated. |
| 10.6 Incorporation of switching devices and components | | | Does not apply, since the entire switchgear needs to be evaluated. |
| 10.7 Internal electrical circuits and connections | | | Is the panel builder's responsibility. |
| 10.8 Connections for external conductors | | | Is the panel builder's responsibility. |
| 10.9 Insulation properties | | | |
| 10.9.2 Power-frequency electric strength | | | Is the panel builder's responsibility. |
| 10.9.3 Impulse withstand voltage | | | Is the panel builder's responsibility. |
| 10.9.4 Testing of enclosures made of insulating material | | | Is the panel builder's responsibility. |
| 10.10 Temperature rise | | | Not applicable. |
| 10.11 Short-circuit rating | | | Is the panel builder's responsibility. The specifications for the switchgear must be observed. |
| 10.12 Electromagnetic compatibility | | | Is the panel builder's responsibility. The specifications for the switchgear must be observed. |
| 10.13 Mechanical function | | | The device meets the requirements, provided the information in the instruction leaflet (IL) is observed. |

Technical data ETIM 6.0

| | | | |
|--|--|----|---------|
| Low-voltage industrial components (EG000017) / Front element for push button (EC000221) | | | |
| Electric engineering, automation, process control engineering / Low-voltage switch technology / Command and alarm device / Front element for push-button actuators (ecl@ss8.1-27-37-12-10 [AKF028011]) | | | |
| Colour button | | | Green |
| Number of command positions | | | 1 |
| Construction type lens | | | Square |
| Hole diameter | | mm | 16 |
| Width opening | | mm | 16 |
| Height meter opening | | mm | 6 |
| Degree of protection (IP), front side | | | IP65 |
| Type of button | | | Flat |
| Suitable for illumination | | | No |
| With protection cover | | | No |
| Labelled | | | Yes |
| Switching function latching | | | No |
| Spring-return | | | Yes |
| With front ring | | | Yes |
| Material front ring | | | Plastic |
| Colour front ring | | | Black |

Approvals

| | | | |
|-----------------------------|--|--|---|
| Product Standards | | | IEC/EN 60947-5; UL 508; CSA-C22.2 No. 14-05; CE marking |
| UL File No. | | | E29184 |
| UL Category Control No. | | | NKCR |
| CSA File No. | | | 46552 |
| CSA Class No. | | | 3211-03 |
| North America Certification | | | UL listed, CSA certified |
| Degree of Protection | | | UL/CSA Type 1 |



Actuating and indicator elements
Square style

Additional product information (links)

| | |
|---|---|
| IL04716016Z (AWA1160-1429) Mounting of components | |
| IL04716016Z (AWA1160-1429) Mounting of components | ftp://ftp.moeller.net/DOCUMENTATION/AWA_INSTRUCTIONS/IL04716016Z2011_03.pdf |
| Labeleditor | http://downloadcenter.moeller.net/de/software.f6023a63-5acb-42c7-a51c-ccf99091cace |