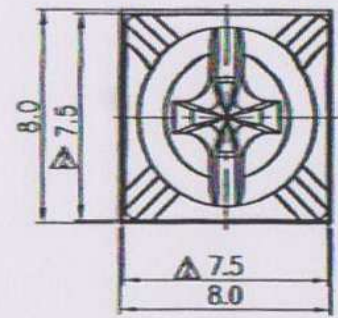


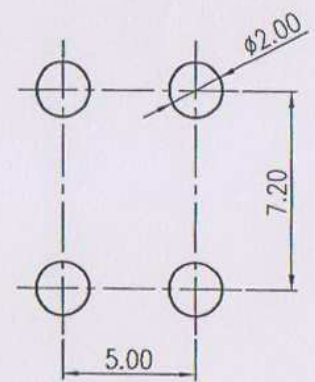
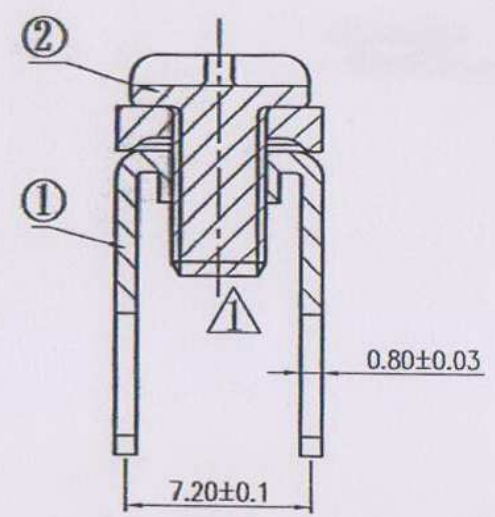
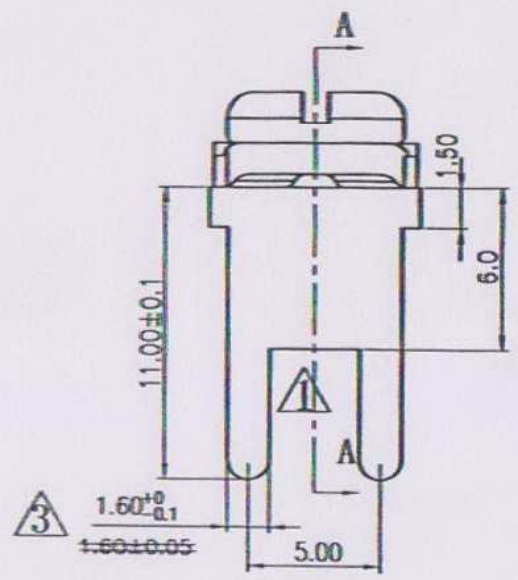
01111000

REVISION RECORD					
REV	ENC	QTY	DESCRIPTION	DRFT	DATE
T1		△	Engineering Change	Zengy	09/12/08
T2		△	Increased gasket DIM	LJH	12/24/08
T3	09-0029	△	Change pin tolerance	Mickey	08/28/09



NOTES:
 1. Max. Torque Value: M3.5, 8.16kgf.cm;
 2. Wire Range: 18-14AWG;

to	Pitch range in mm		Nominal dimension range in mm				—
	over 6 to 10	over 10 to 24	over 30 to 60	over 60 to 100	over 100 to 150	over 150	
±0.10	±0.15	±0.25	±0.2	±0.3	±0.5	±0.7	±1.0



section A-A



2	K14 (M3.5*6.0) bright screw	S000000990 (H)	1	Steel	Ni plated																		
1	K14-pin	C1410 (H)	1	Brass	SnCe																		
ITEM	NAME OF PART	NO. OF PART	Q*TY	MATERIAL	NOTES																		
<table border="1"> <thead> <tr> <th>MM (INCH)</th> <th>DFD WF</th> <th>DATE</th> </tr> </thead> <tbody> <tr> <td>TOLERANCES EXCEPT AS NOTED</td> <td>CHKD <i>VM</i></td> <td>DATE <i>9/2/09</i></td> </tr> <tr> <td>MM</td> <td>MFO</td> <td>DATE</td> </tr> <tr> <td>.0 ±</td> <td>APPV. <i>Hang</i></td> <td>DATE <i>9/10/09</i></td> </tr> <tr> <td>.00 ±</td> <td></td> <td></td> </tr> <tr> <td>.000 ±</td> <td></td> <td></td> </tr> </tbody> </table>		MM (INCH)	DFD WF	DATE	TOLERANCES EXCEPT AS NOTED	CHKD <i>VM</i>	DATE <i>9/2/09</i>	MM	MFO	DATE	.0 ±	APPV. <i>Hang</i>	DATE <i>9/10/09</i>	.00 ±			.000 ±			宁波高正电子有限公司 DEGSON® DEGSON ELECTRONICS CO., LTD NAME K14-00A(H)			
MM (INCH)	DFD WF	DATE																					
TOLERANCES EXCEPT AS NOTED	CHKD <i>VM</i>	DATE <i>9/2/09</i>																					
MM	MFO	DATE																					
.0 ±	APPV. <i>Hang</i>	DATE <i>9/10/09</i>																					
.00 ±																							
.000 ±																							
<table border="1"> <thead> <tr> <th>MM</th> <th>±</th> </tr> </thead> <tbody> <tr> <td>.0 ±</td> <td>±</td> </tr> <tr> <td>.00 ±</td> <td>±</td> </tr> <tr> <td>.000 ±</td> <td>±</td> </tr> </tbody> </table>		MM	±	.0 ±	±	.00 ±	±	.000 ±	±	G.E :		DRAWING NO. K14-E02											
MM	±																						
.0 ±	±																						
.00 ±	±																						
.000 ±	±																						
ANGLES ± °		FINISH :		/PART NO.																			
THIRD ANGLE PROJECTION		SCALE : 1:1		DO NOT SCALE DRAWING																			
			SHEET 1		OF 1																		